

# The Undecided Voter Topline Poll Results

Sample: n300 Undecided Voters in PA, MI, and WI  
Field Dates: March 28 - April 2, 2024

# Table of Contents



## Political Profile: Political profile of Undecided Voters in PA, MI, and WI

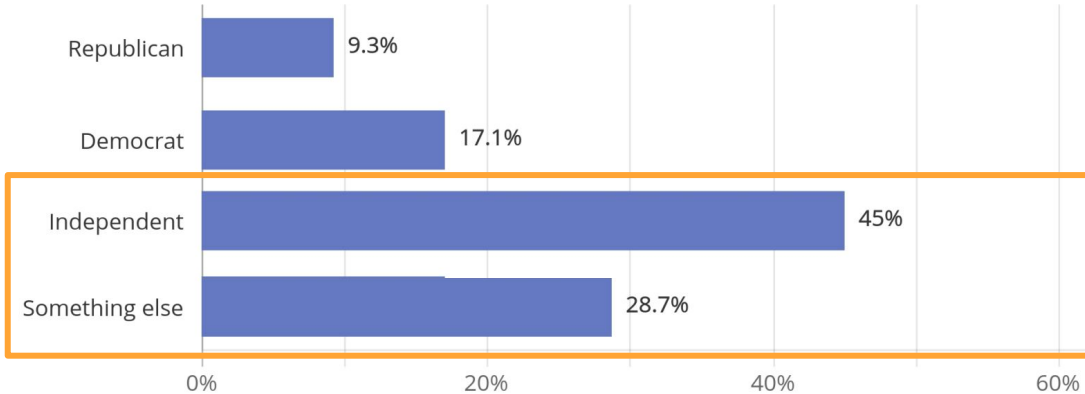
- Political Party.....3
- Political Ideology.....4
- 2020 Vote Behavior.....5
- Trust on the Issues: Democrats.....6
- Trust on the Issues: Republicans.....7
- Trump vs Biden: Abortion Policy.....8
- Trump vs Biden: Transgender Athletes.....9
- Trump vs Biden: Border Security.....10
- Trump vs Biden: Understand Daily Challenges.....11
- Trump vs Biden: Family Finances.....12
- Opinion on Manhattan DA Case.....13
- Israel vs Palestine Sympathies.....14
- Abortion Legality.....15

## Demographic Profile: Demographic profile of Undecided Voters in PA, MI, and WI

- Gender.....16
- Age.....17
- Education.....18
- Race .....19
- Urbanicity.....20
- Household Income.....21

# Political Party Identification

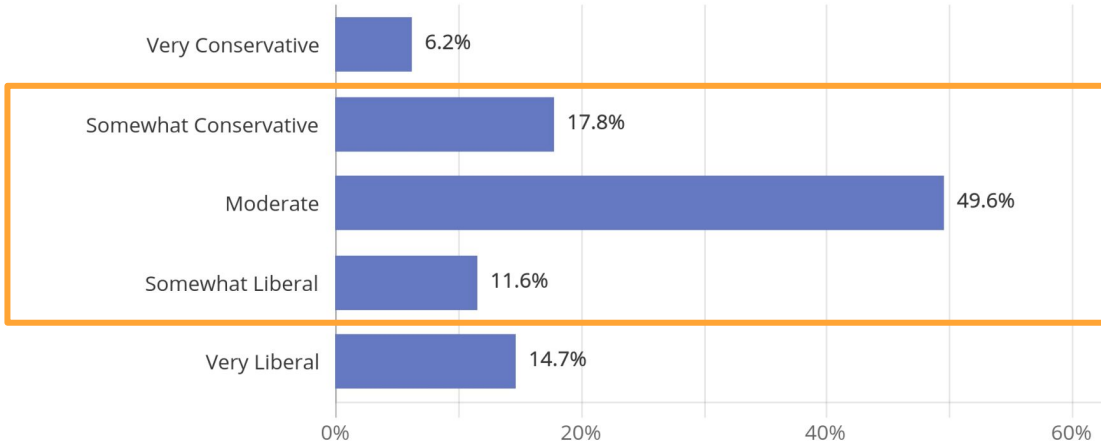
**Do you consider yourself to be a Republican, Democrat, Independent, or something else?**



**74%**  
of Undecideds  
identify as  
Independent or  
Something Else

# Political Ideology

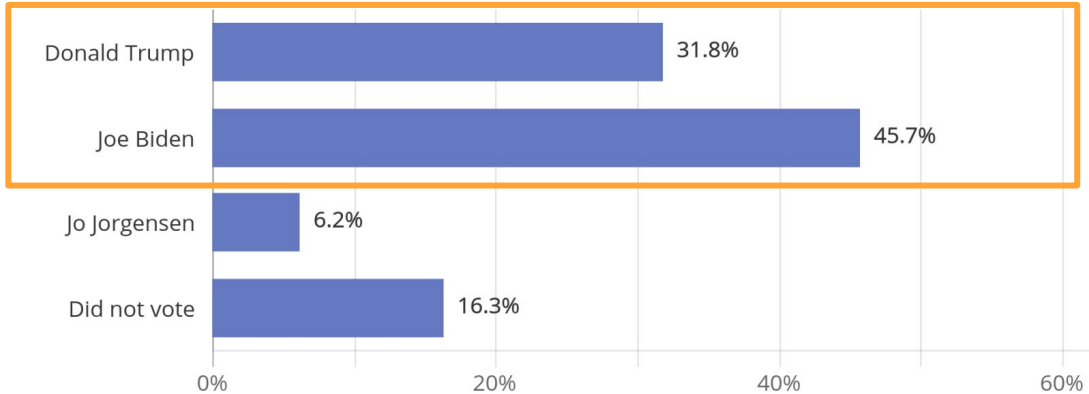
**Do you consider yourself to be Very Conservative, Somewhat Conservative, Moderate, Somewhat Liberal or Very Liberal?**



**79%**  
of Undecideds  
identify as  
Moderate or Somewhat  
Conservative/Liberal

# 2020 Vote Behavior

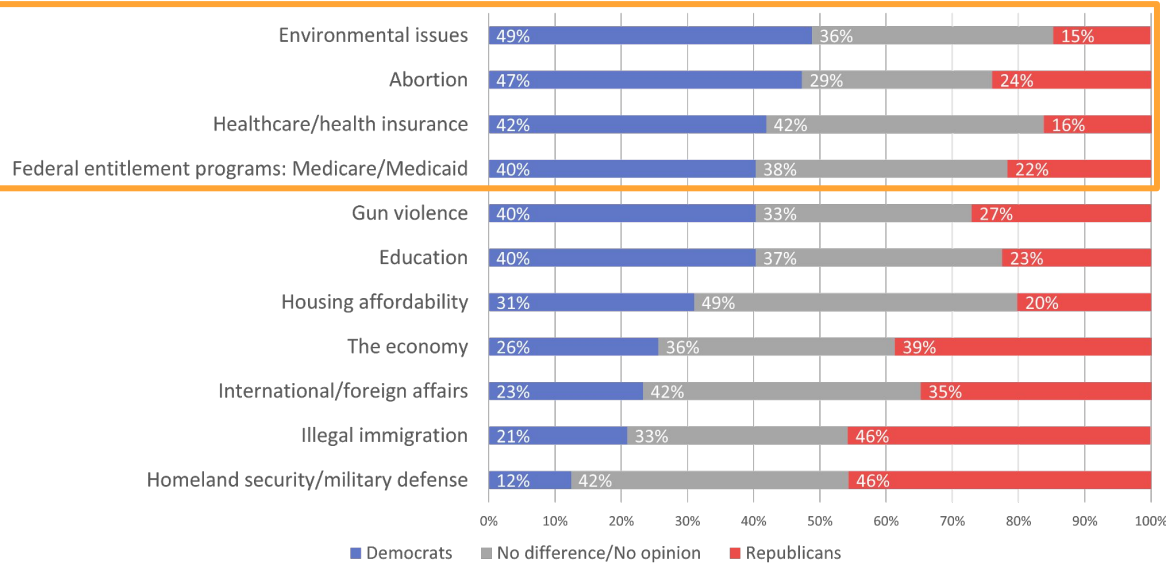
In the November 3rd, 2020 General Election for President, for which candidate did you vote?



Undecideds are  
**14%**  
more likely  
to have voted for Joe  
Biden than Donald Trump  
in the 2020 Election

# Trust on the issues: Democrats

Which political party - Democrats or Republicans - do you trust to do a better job handling the following issues:

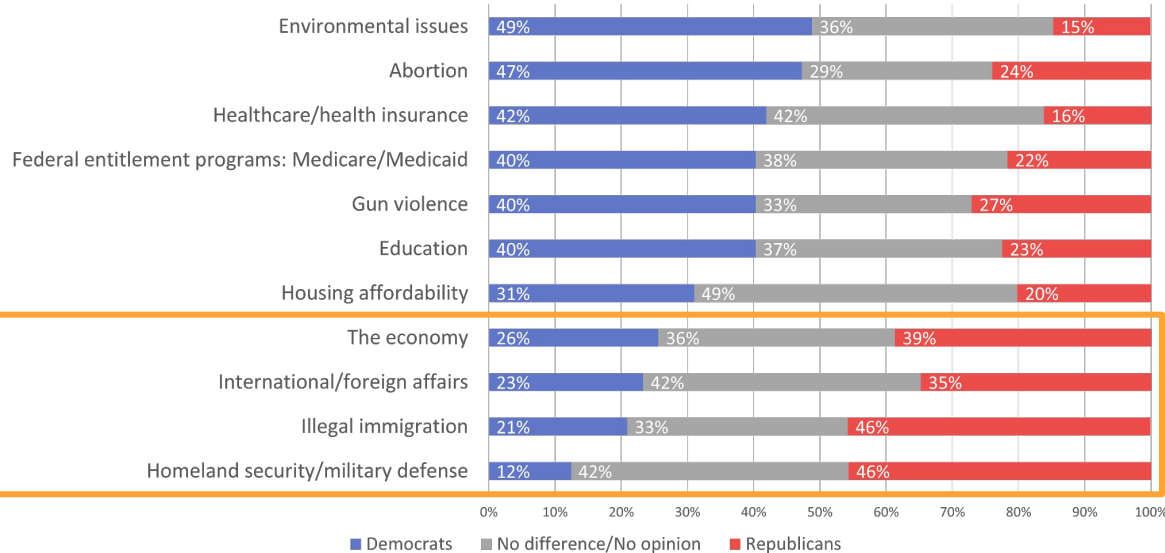


Amongst this audience Democrats are significantly more trusted on these issues:

1. Environment **+34**
2. Abortion: **+23**
3. Healthcare: **+26**
4. Entitlement Programs: **+18**

# Trust on the issues: Republicans

Which political party - Democrats or Republicans - do you trust to do a better job handling the following issues:

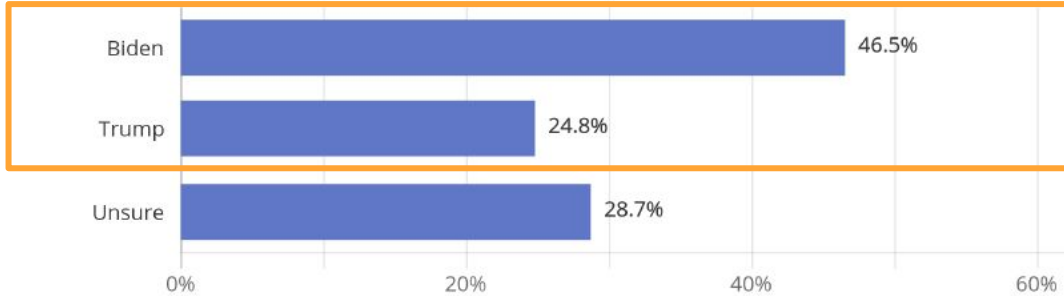


Amongst this audience  
Republicans are  
significantly  
more trusted on these  
issues:

1. Military defense: **+34**
2. Illegal immigration: **+25**
3. Foreign affairs: **+12**
4. Economy: **+13**

# Biden vs Trump: Abortion

Whose policies most closely match your views on abortion?

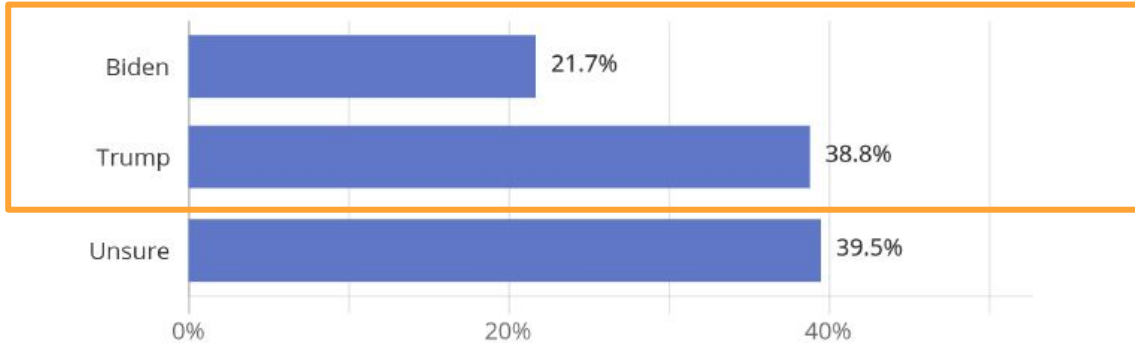


Undecideds are **22%** more likely to say **Joe Biden's** policies on abortion align with their views



# Biden vs Trump: Transgender Athletes

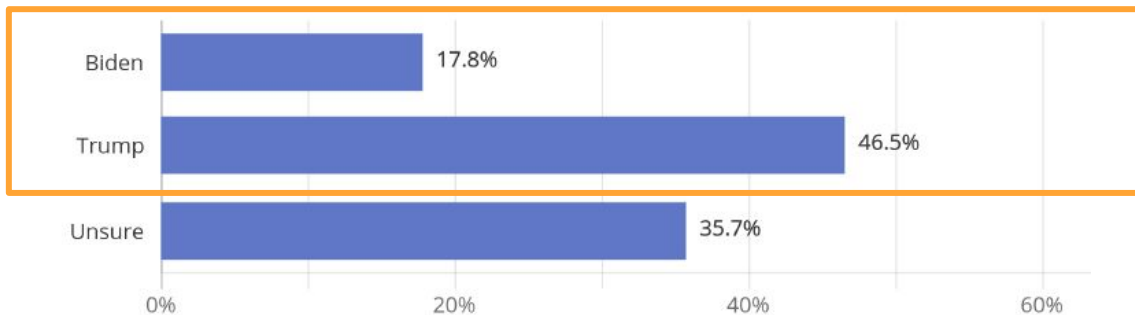
Whose policies most closely match your views on transgender athletes competing in women's sports?



Undecideds are **17%** more likely to say **Donald Trump's** policies on transgender athletes align with their views

# Biden vs Trump: Border Security

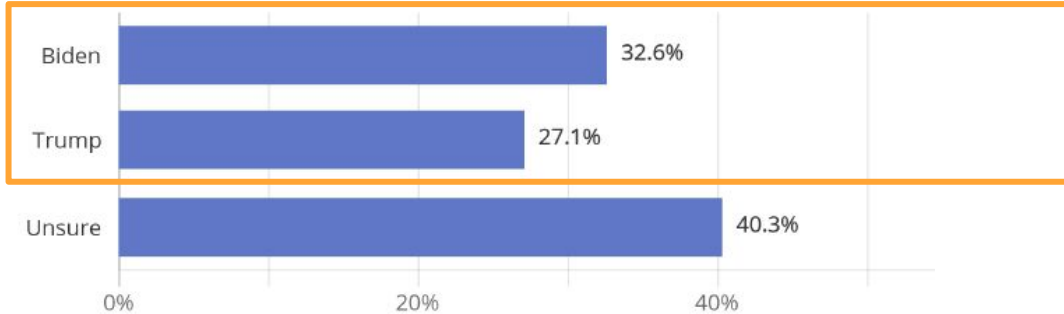
Whose policies do you believe would do a better job securing the border with Mexico?



Undecideds are  
**29%**  
more likely  
to say that **Donald Trump**  
would do a better job  
securing the border

# On understanding Daily Challenges

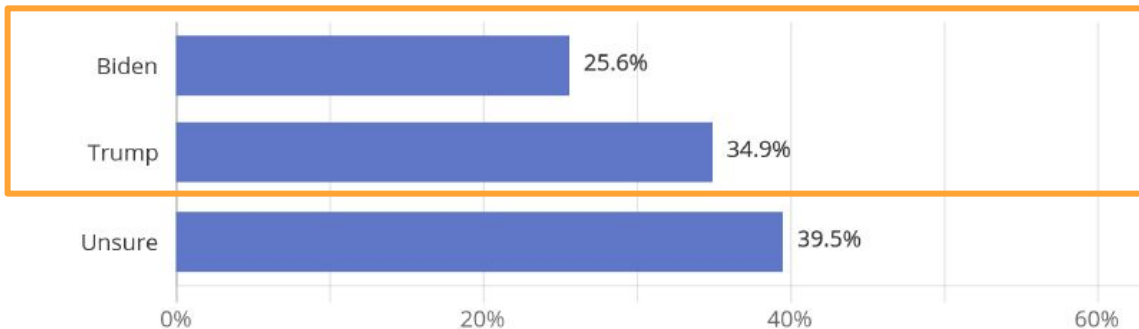
Who do you believe better understands the daily challenges faced by people like you?



Undecideds are **5%** more likely to say **Joe Biden** understands the daily challenges faced by people like them

# Biden vs Trump: Family Finances

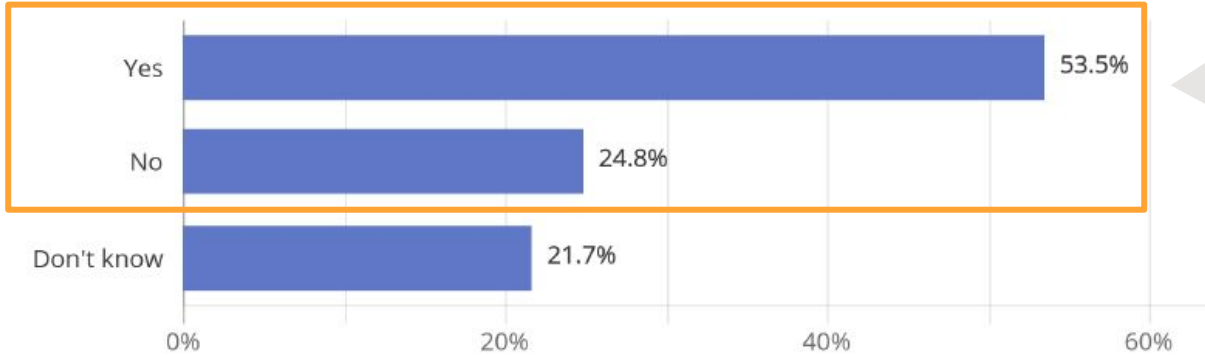
Whose policies do you believe are better for you and your family's finances?



Undecideds are  
**9%**  
more likely  
to say **Donald Trump's**  
policies would be better  
for their finances

# On Manhattan DA case against Trump

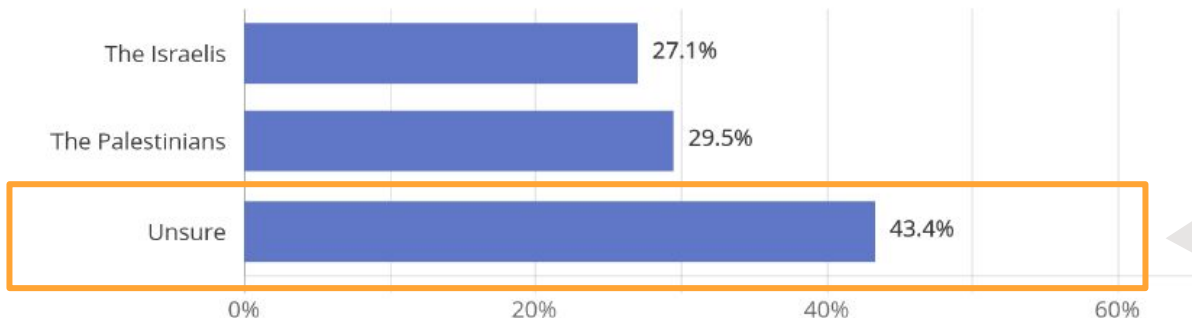
Do you believe that Donald Trump is guilty of the alleged crimes in the falsifying business records case brought by the Manhattan D.A.?



Undecideds are **29%** more likely to say that **Donald Trump** is guilty than they are to say that he is innocent

# Israel/Palestine Sympathies

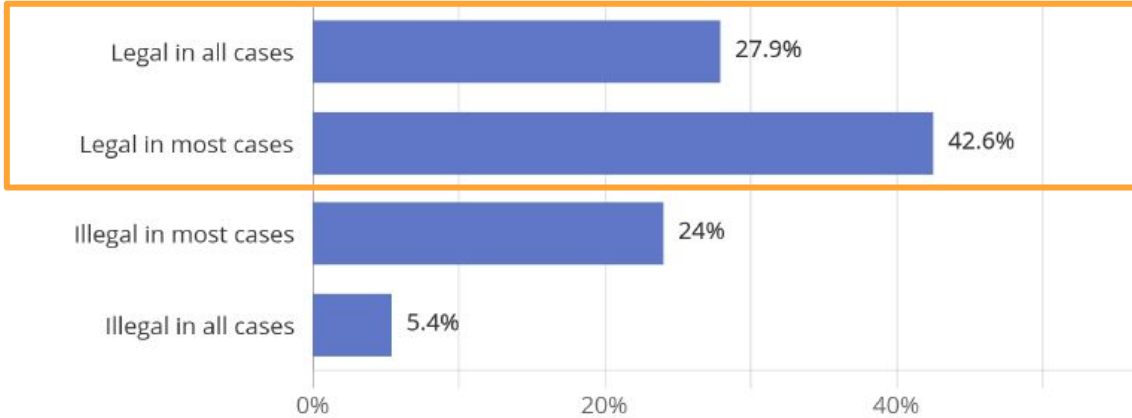
**From what you know about the situation in the Middle East, do your sympathies lie more with the Israelis or more with the Palestinians?**



Undecideds are **Largely Unsure** on whether their sympathies lie more with the Israelis or the Palestinians

# Abortion Legality

Do you think abortion should be legal or illegal?



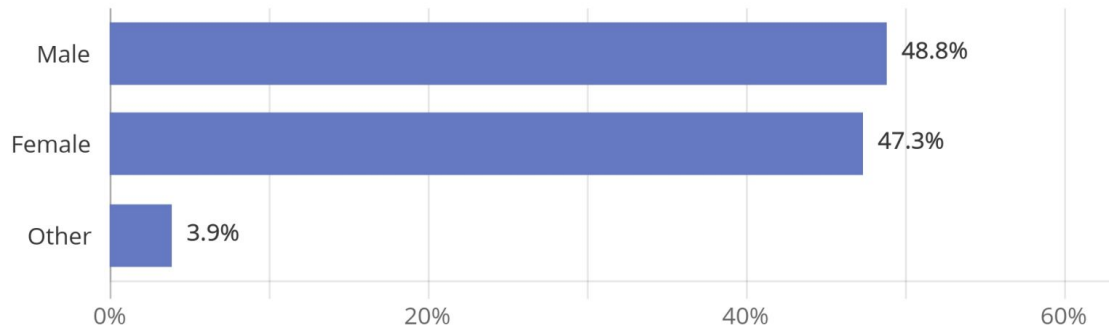
**70%**  
of Undecideds  
think abortion should be  
legal in all or most cases



# Gender

---

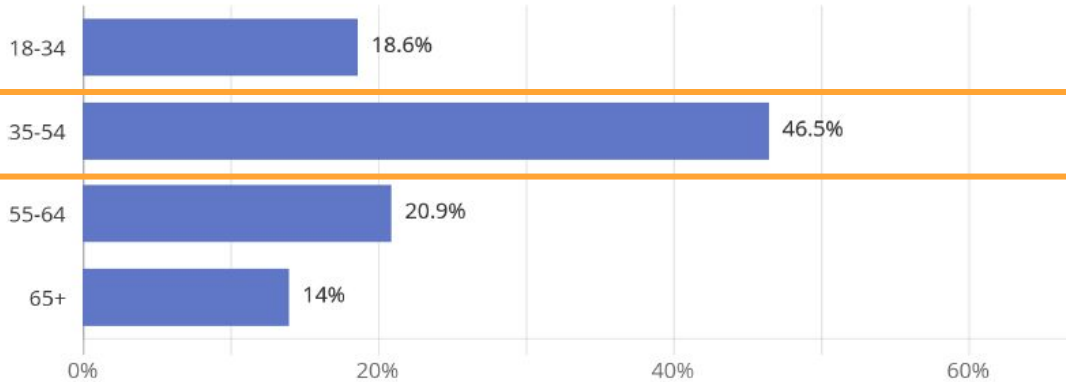
## What is your Gender?





# Age Range

Which of the following is your age range?



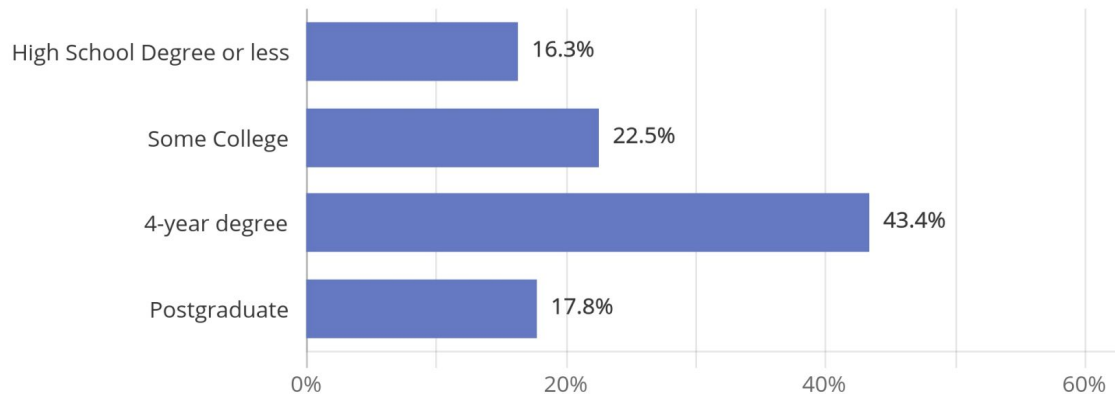
**46%**  
of undecideds  
are 35-54 years old



# Education Level

---

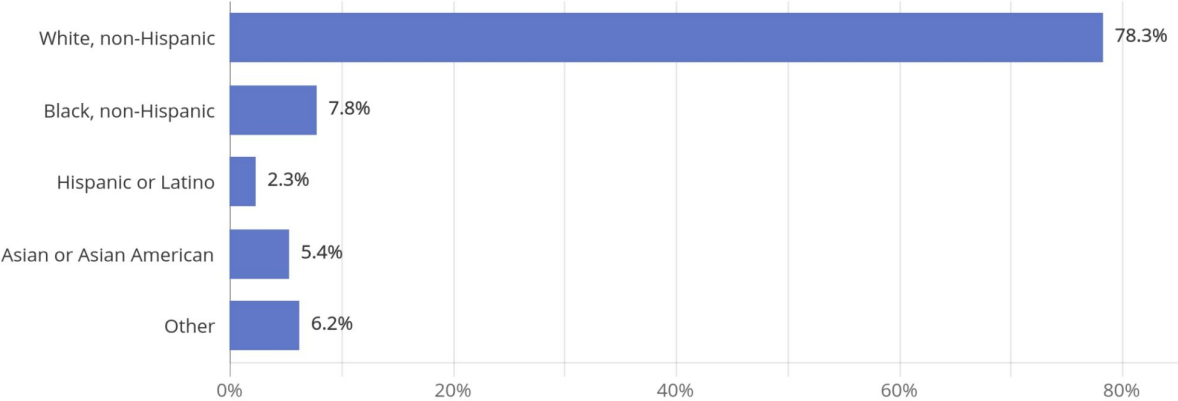
**What is the highest level of education you have completed?**





# Race & Ethnicity

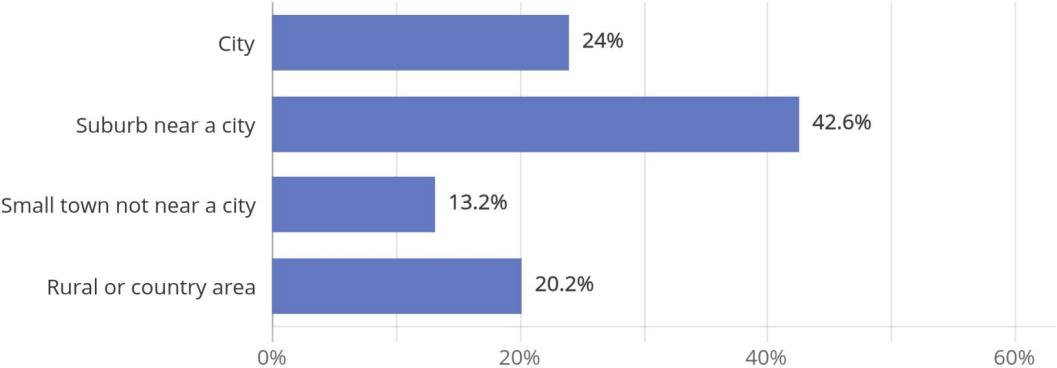
## How would you describe your race and ethnicity?





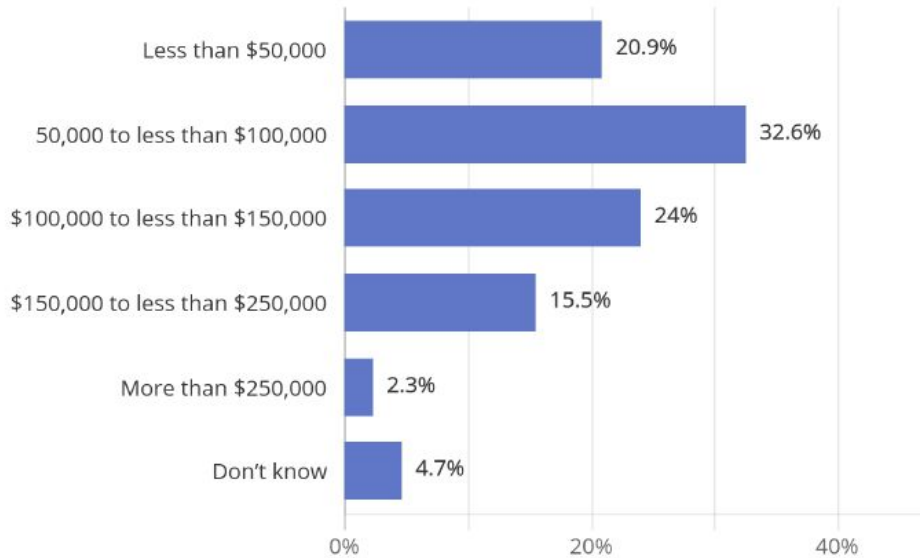
# Urbanicity

**How would you describe the area in which you live?**



# Household Income

**Which of the following categories best describes your annual household income?**



# Contact



David Burrell, Managing Partner

[jdburrell@wickinsights.com](mailto:jdburrell@wickinsights.com)

(770) 355-8568

[www.wickinsights.com](http://www.wickinsights.com)